

HSC English Extension 1 Seminar 2012

Presented by: Mary Nosworthy and Kelly Heaton

Table of Contents

Researching Your Elective.....	2
Where to look – a step by step guide.....	4
Research Exercise:.....	5
Look what's available at the UWS Library!.....	5
How to go about choosing a related text.....	7
Exam - Essay Writing Skills.....	10
Skill 1: INTERROGATING THE QUESTION	10
Essay Writing Exercise 1:	11
Skill 2: GATHERING YOUR RESOURCES.....	12
Essay Writing Exercise 2:	13
Skill 3: WRITING YOUR THESIS STATEMENT	14
Skill 4: WRITING THE BODY OF YOUR ESSAY	15
Skill 5: WRITING A STRONG CONCLUSION.....	16
Essay Writing Exercise 3:	16
Creative Writing Preparation.....	17
Character Profile Sheet.....	18
Module A: Genre	23
Module B: Texts and Ways of Thinking	24
Module C: Language and Values	26
Creative Writing Exercise:	27


Researching Your Elective

According to the current NSW Board of Studies English Syllabus, the rationale behind the Extension 1 course is to help students “*refine their understanding and appreciation of the cultural roles and significance of texts*”¹ Sounds good, but what does this process of refinement actually entail?

The Board of Studies answers this question thus ...
“Through extended engagement in investigation and composition, students explore multiple meanings and relative values of texts. They explore a range of conceptual frameworks for the reading and composition of texts and examine a range of reading practices to develop awareness of the assumptions that guide interpretation and evaluation.”²

reading
THE
TEXT
reading
reading

Or put another way: **READING AROUND THE TEXT**



It is true there is a lot out there to read and, when you include all that stuff bumping around in cyberspace, much of it is of dubious quality. So we are going to start by breaking the task down into establishing what ‘types’ of additional reading you need to do and then we can get into specifics.

¹ Board of Studies NSW (2009), *English Stage 6 Syllabus*, Sydney, Board of Studies NSW

² Board of Studies NSW (2009), *English Stage 6 Syllabus*, Sydney, Board of Studies NSW

In the table below is an outline and explanation of the different text types and why they might be of use to you.

Prescribed Texts	Related Texts	Academic – Historical Analysis	Academic – Literary Theory and Philosophy	Commentaries and Study Guides
<p>The need to read these is fairly self explanatory – and the texts you study in class are probably chosen for you by your teachers.</p> <p>However, if you are familiar with the other prescribed texts for your elective (the ones that you are not studying in class) it does not hurt to brush up on them as well.</p> <p>HINTS:</p> <ul style="list-style-type: none"> Read your prescribed texts more than once. Make notes as you read them and gather quotes as you go. This can be done in a journal – always remember to note down the page number in case you want to go back and check it later. A full list of the HSC Prescribed Texts is available online on the Board of Studies NSW website.³ 	<p>You require at least two related texts. These texts do not have to be extended works they can include novellas, speeches, short stories, essays, films and documentaries, drama, a suite of poems (note: one poem is not enough to constitute a related text) or a visual text (such as a relevant painting or sculpture.)</p> <p>The main requirement of a related text is that it fits the parameters of the elective and it complements your prescribed texts. BUT these texts should not be too similar to your other texts (ie. It is not a good idea to study two texts by the same composer) nor should they be so vastly different that you struggle to draw any coherent parallels between them.</p> <p>Further details are included below in:</p> <p>"How to go about choosing a related text."</p>	<p>These texts are particularly pertinent if you are studying Module B: Texts and Ways of Thinking as it focuses on texts composed during particular periods of history.</p> <p>Just keep in mind – no one text is going to give you a complete picture of a period of history. A lot happens at once in this crazy ol' world of ours and you need to focus on different aspects of history and different trends and circles and groups of people etc, before you can draw any conclusions. (E.g. Some texts will tell you that McCarthyism was rampant in the USA during the Cold War, but that does not mean that all Americans at this time were opposed to Communism.)</p> <p>Note: Avoid citing popular historical fiction and check your facts before you repeat them.</p> <p>(ie. The Great Wall of China was not built to keep the rabbits out!)</p>	<p>Regardless of the Module you are studying, you need to include in your reading a portion of Literary Theory.</p> <p>Also there are specific theorists whose ideas are important to understand if you are studying certain electives. Details about these are included below.</p> <p>For more details about texts that might outline theoretical information applicable to your elective, see the section below called:</p> <p>"Look what's available at the UWS Library."</p> <p>Note: You can also search in your local and school libraries for texts that relate to the areas covered by your elective.</p>	<p>There are a host of very good HSC study guides available for purchase (and for loan at your local library) – I am particularly fond of Barry Spurr, but there are several others besides.</p> <p>There are also websites such as the "HSC Online" site⁴ that contain a host of information plus other commercial study sites which can be very useful.</p> <p>BUT these guides are a starting point for your research and should not constitute the sum total of it.</p> <p>As well as this there are many philosophy, sociology and English literature textbooks written for first year university students which are available from university libraries. Have a look at these for explanations of certain intellectual and theoretical concepts, if the original texts are too esoteric for you to comprehend.</p>

³ http://www.boardofstudies.nsw.edu.au/syllabus_hsc/pdf_doc/english-prescriptions-09-14.pdf

⁴ <http://hsc.csu.edu.au/english/extension1>

... AND ANOTHER THING ...

DICTIONARY AND THESAURUS

... USE THEM REGULARLY!

Where to look – a step by step guide

- Step 1: Check out what the Board of Studies recommends (after all, they are the ones in charge of the HSC examination). Go to <http://www.boardofstudies.nsw.edu.au> to find the full syllabus documents, past HSC papers and notes from the marking centre, prescriptions (set texts) and a host of other information.
- Step 2: Check out the Charles Sturt University “NSW HSC Online” website. Go to <http://hsc.csu.edu.au/english/extension1/> and follow the various links for information about your particular elective.
- Step 3: Check out the NSW Department of Education and Training Curriculum Support Website. Go to <http://www.curriculumsupport.education.nsw.gov.au/secondary/english/stage6/resources/index.htm> and follow the links to suggest online resources for the various Stage 6 English courses.
- Step 4: Use the online “Navigator” service provided by the NSW State Library. Go to <http://www.sl.nsw.gov.au/?fuseaction=navigator.HSCStudents&ID=5> and type in the name of your elective and see what happens.
- NOTE: Another service provided by the State Library is available once you have joined (which you can do online for free) and have been issued with a library card and password. This service is the “Literature Resource Centre”. The link below gives advice on using this service to research your particular elective.
- http://www.sl.nsw.gov.au/research_guides/hsc_english/gen_info/keyword_try.html
- Step 5: Check out the UWS library, following the information listed below.
- Step 6: Don’t forget to also look into your local and school libraries.
- Step 7: **Don’t go it alone.** Whether you are visiting the State Library, a university library, local library or school library, they all have one thing in common; **LIBRARIANS!** These people have studied for years to help you with your research. Ask for help – that’s what they are there for!

Research Exercise:

Go to:

http://www.sl.nsw.gov.au/research_guides/hsc_english/lists/modules_extension.html and review the list of recommended reading for your particular elective.

- 1) Make a list of books and articles you would like to look at. (Record the title, author, date and call number)
- 2) Are any of the resources available online for review? If yes, find them and either record their address online or download them to your computer, if you can.
- 3) Share your list with the people either side of you and discuss what you hope to find out from the titles you've selected.

Look what's available at the UWS Library!

The actual books in the UWS Library are spread across its many campuses however the library can be searched centrally via the University website. The university campus libraries might be a more convenient option for you if you cannot get into the city to visit the State Library in Macquarie Street. Note: You may not be able to borrow the books or journals, but you can certainly read them in the library and there are photocopy facilities that you can use.

General Texts on Literary Theory

There are many books available in the UWS library on literary theory, including some very good introductory texts as listed below. (Note: This is not an exhaustive list – there are plenty more, all you have to do to find them is go to <http://library.uws.edu.au> and type "literary theory" into the quick search tool on the library home page.)

Literary Theory Introductory Texts – suitable for all modules:

Rapaport, Herman (2011) *The Literary Theory Tool Kit: a compendium of concepts and methods*. (Pages 2 – 14 give a very concise introduction to what literary theory is about.)

Eagleton, Terry (1996) *Literary Theory – An Introduction*

Connors, Clair (2010) *Literary Theory – A Beginners Guide*

Culler, Jonathan (2000) *Literary Theory – A very short introduction*

Bertens, Hans (2001) *Literary Theory – The Basics*


Text suggestions found – suitable for specific modules:

Module	Elective	Search Criteria Used	Examples of texts located in UWS Libraries
A	Life Writing	Life Writing Analysis Biography as a literary form. Biographical Writing	Marcus, Laura (1994) <i>Auto/biographical discourses : theory, criticism, practice</i> Jolly, Margaretta (Ed) (2001) <i>Encyclopaedia of Life Writing : Autobiographical and Biographical Forms</i> Thomson, Helen (1994) <i>Bio-fictions : Brian Matthews, Drusilla Modjeska and Elizabeth Jolley</i>
	Crime Fiction	Crime Fiction Analysis Crime Genre Studies	Horsley, Lee (Ed); Rzepka, Charles J. (Ed) (2010) <i>A Companion to Crime Fiction</i> Priestman, Martin (Ed) (2003) <i>The Cambridge Companion to Crime Fiction</i> Cole, Cathy (2004) <i>Private dicks and feisty chicks: an interrogation of crime fiction</i>
	Science Fiction	Science Fiction Analysis Science Fiction Genre Studies	David Seed (Ed) (2008) <i>A companion to science fiction</i> Weldes, Jutta (Ed); Weldes, Jytte (Ed) (2003) <i>To Seek Out New Worlds : Exploring Links between Science Fiction and World Politics</i> Wright, Peter (Ed); Sawyer, Andy (Ed) (2011) <i>Teaching Science Fiction</i>
B	After the Bomb	Cold War in literature English literature Cold War	Piette, Adam (2009) <i>The Literary Cold War, 1945-Vietnam: Sacrificial Logic and Paranoid Plotlines</i> Goody, Alex (2011) <i>Technology, Literature and Culture</i> Lauter, Paul (Ed) (2010) <i>A companion to American literature and culture</i>
	Romanticism	Romanticism The Romantics The Enlightenment Utilitarianism	Curran, Stuart (Ed) (2010) <i>The Cambridge Companion to British Romanticism</i> Wu, Duncan (Ed) (2009) <i>Romanticism : a critical reader</i> Duncan Heath (1999) <i>Introducing romanticism</i>

	Navigating the Global	English literature globalization Baudrillard, Jameson, and Lyotard	Goody, Alex (2011) <i>Technology, Literature and Culture</i> Connell, Liam (Ed); Marsh, Nicky (Ed) <i>Literature and globalization : a reader</i> McGuigan, Jim (1999) <i>Modernity and postmodern culture</i>
C	Textual Dynamics	Intertextuality Language in literature	Graham Allen (2011) <i>Intertextuality</i> Meinhof, Ulrike H. (Ed); Smith, Jonathan (Ed) (2000) <i>Intertextuality and the media : from genre to everyday life</i> Leech, Geoffrey (2008) <i>Language in literature : style and foregrounding</i>
	Language and Gender	Language and gender analysis Gender in literature Reading gender	Levorato, Alessandra (2003) <i>Language and gender in the fairy tale tradition : a linguistic analysis of old and new story telling</i> Goodman, Lizbeth (Ed) (1996) <i>Literature and gender</i> Martino, Wayne (Ed); Cook, Chris (Ed) (1998) <i>Gender & texts : a professional development package for English teachers</i>

How to go about choosing a related text

Here is an example of one of the most common questions from HSC English students along with the most commonly received answer:



This is a difficult question to answer because there are so many options to choose from and the final decision depends on many factors. That's why you may struggle to find a definitive list of options for each elective. Sorry to tell you, but the process of choosing your related texts is not something you are going to knock over in a one hour visit to the library. You need to take some time to review what is out there and find a number of texts that appeal to you and which you feel would round out your understanding of the principles covered in your elective.

This doesn't mean that you need to read/view hundreds of texts; but it does mean that you need to get out there and sample as many as you can. Find copies at the library or online and skim them; read synopsis and review articles; trawl through online and hard copy recommended reading lists (see the ABC website and various publishers eg. Penguin, Random House etc); talk to other people about books they might recommend. You can also use Google and Wikipedia to get a basic understanding of what might be on offer and what might be relevant.

The following are just some basic guidelines for choosing your related texts:

- 1) Avoid choosing overly simple or facile texts. For instance; Dr Seuss might have some very pertinent things to say about the human condition, but he wrote for very young children and there just isn't enough material there to generate a substantial discussion or argument.

Texts need to have a certain level of complexity to allow you to perform a deep analysis. For the same reason, be careful if you want to use song lyrics as a related text. There just may not be enough material in a single song to give your argument much to back it up. The same goes for poetry – one poem is not enough, you need a suite of poems composed by the same poet.

That said, your related texts must be accessible enough that you can understand and recall them and identify the significant points that you wish to discuss. For instance, there is no point selecting Ulysses by James Joyce as a related text, if you can't follow it.

- 2) Choose texts that have at least some points of similarity with your prescribed texts, otherwise you won't be able to draw many parallels, but this does not mean that you need to find texts which have identical subject matter. For instance; George Orwell's 1984 and Jonathan Swift's Gulliver's Travels, if considered in terms of plot, character and setting, are

quite different but they are both satirical novels and as such could be used together to discuss the literary genre of satire very successfully.

- 3) Leading on from the examples in point two, it is advisable to select related texts that, in combination with your prescribed texts, give you a reasonably wide sample of the area you are studying. For instance; if Jane Austen's Pride and Prejudice was a prescribed text, it would be inadvisable to choose another novel by the same author, say Sense and Sensibility, as a related text because it is likely to provide extremely similar examples that support the same conclusions, giving your analysis very little depth. The point is, don't set your scope too narrowly, texts created by composers who are divided by centuries and oceans often bear more in common than you might suspect at first glance.
- 4) Finally be prepared to use related texts that take contradictory points of view or were influenced by different or opposing philosophies. Using texts that back up a single line of argument is far less impressive than using texts that show you understand that the art of composition is a multi-faceted process. An essay that can consider opposing points of view coherently and draw conclusions accordingly is far more sophisticated than an essay that takes only one line and omits anything that might contradict it.

Exam - Essay Writing Skills

Writing an essay under exam conditions requires slightly different skills compared to the process of writing an essay where you have time to edit and redraft prior to submission. In an exam, you only get one shot at getting it right and a very limited amount of time to transfer everything in your head into legible and formally written prose. Frankly if hand cramp doesn't get you a lack of essay planning certainly will.



Writing under exam conditions

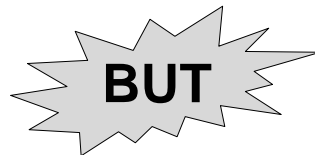
But before you flee in panic, there are skills you can learn to help you approach your exam writing in a strategic manner that will not only make the process of HSC essay writing seem less daunting, but will actually improve your chances at success.

That's the sales pitch ... now let's get down to what skills you need to learn and practise?

We begin with the exam question.

This is something you cannot know in advance so how can you possibly practise answering it?

Hmmm? Any thoughts? Well, there is a well travelled saying in the writing world that you cannot really know what you think until you read what you've written. We're going to fiddle around with that notion a bit by saying... in the HSC the exam markers cannot know what you've learnt until they've read what you've written.



The whole trick is not to write down everything you know ... Instead you need to manipulate everything you know to answer a specific question and present your ideas in a logical way that shows a great deal of insight and a certain amount of sophistication.

Pretty simple huh?!

Well let's break it down into a set of skills and see how much easier we can make it?

Skill 1: INTERROGATING THE QUESTION

All the knowledge in the world, intricately woven into the most lucid and sophisticated argument ever composed, will amount to nothing if it doesn't answer the question.

You need to practise analysing exam questions until you develop the knack to working out...

WHAT IS IT REALLY ASKING YOU TO DO?



Here's a hint: the key is in the verbs.

A glossary of key verbs used in HSC examinations is available at:

http://www.boardofstudies.nsw.edu.au/syllabus_hsc/glossary_keywords.html

Study these well, because the first thing you are going to do, for each and every HSC exam question is identify the key verb that tells you what the question is asking you to do.

Once you have identified the key verbs in the question, make notes about what an answer to the question actually entails.

(HSC English Extension 1 Paper 2006 - Module A - question 6)

Revenge Tragedy locates us in places of social and psychological tragedy.

Write an essay in which you **evaluate** the extent to which this is true of TWO prescribed texts AND at least TWO texts of your own choosing.

*Key Verb: **Evaluate**
Make a judgement
based on criteria;
determine the value of.*

The above question is asking you to make a judgement based on criteria, so the following questions and answers follow:

Q: What is being evaluated or judged?

A: How true is the statement; "Revenge Tragedy locates us in places of social and psychological tragedy"?

Q: What criteria should you use to determine the level of truth expressed in the statement?

A: The details you have studied about the defining (or at least the most commonly occurring) features of the genre of Revenge Tragedy ESPECIALLY those expressed in two of your prescribed texts and at least two related texts.

Q: What other criteria might you use to argue your case?

A: Instances where revenge tragedy breaks these apparent rules and continues to work effectively ESPECIALLY those expressed in two of your prescribed texts and at least two related texts.


Essay Writing Exercise 1:

Go to the Board of Studies website and locate the past HSC papers for the English Extension 1 course. Perform this analysis again on the questions you find there.

Skill 2: GATHERING YOUR RESOURCES

The next stage is to quickly note down, in some form of short hand, everything you can recall from your texts and from your wider reading that will help you answer the question. **This is imperative!**

These notes, scrawled in the work area of the exam paper, will not be marked by the examiner but they will be invaluable to you if, thirty minutes into the writing process, you go blank and can't recall the other examples you were going to use. (Exam pressure does funny things to the brain and this sort of thing happens to the best of us, so it is best to be prepared.)



...the effects of exam pressure.

When you make the list of points, you need to organise them in some way, which will help you plan your essay. One way to do this is by looking at the details of the question and asking more questions that will help you gather your thoughts.

The following are some questions you might use to group your information if you were answering the example question used above.

- Q1:** How do I define Revenge Tragedy? *And;*
- What theoretical basis do I have support this definition?
 - Which texts will I cite as examples of Revenge Tragedy?
- Q2:** How do I define social tragedy in relation to the wider definition of Revenge Tragedy? *And;*
- What theoretical basis do I have for this definition?
 - What theoretical basis do I have to support that this form of tragedy is an integral part of my over-arching definition of Revenge Tragedy?
 - What examples from my texts support this type of tragedy as being an integral part of my over-arching definition of Revenge Tragedy?
- Q3:** How do I define psychological tragedy in relation to the wider definition of Revenge Tragedy? *And;*
- What theoretical basis do I have for this definition?
 - What theoretical basis do I have to support that this form of tragedy is an integral part of my over-arching definition of Revenge Tragedy?
 - What examples from my texts support this type of tragedy as being an integral part of my over-arching definition of Revenge Tragedy?
- Q4:** What examples exist in my texts that contradict the view that revenge tragedy places us in social and psychological tragedy? *And;*
- What theory can I quote that supports the contradiction of the statement and claim the Revenge Tragedy does not have to be comprised of these two forms of tragedy?
 - What example do I have from my texts that support the absence of these types of tragedy?

And before you ask....

Of course you won't have time to write out all those questions in full on your notes area during the exam!

This is just an example of how your brain might be trained to break up the task. What **you** write down is the answers to these sorts of questions and even then, you need to do it quickly and in short hand. Whatever style suits you will do, so long as it is in a manner that you can decipher. (It makes no difference if no one else can make head-nor-tail of it.)

This is what your notes might look like:

RT = def: don't mot. revenge
 cite: Oxf. E.D. style drama
 quest for very... late 18th & 17th pop
 Texts = ~~Medea~~ / Medea also Greek
 The Cid / Dutch Girl
 Hamlet / High Noon
 SocT. = trag - 4. from human rel.
 & inter.
 cite: essay - J. Bell 1998.
 Med SocT = Nurse: (Medea)
~~Medea~~ "hates her sons...
 I dread to think what
 is coming to them"

Essay Writing Exercise 2:


Go to the Board of Studies website and locate last year's HSC paper for the English Extension 1 course. Find the question that relates to your elective and take ten minutes to write some notes in shorthand about what resources you have to answer that question.

Look over your notes. Do you have enough material to write a decent essay? If not, identify what is missing – i.e. do you need another or a better related text? Have you studied enough theory? Do you know enough quotes? Etc

Skill 3: WRITING YOUR THESIS STATEMENT

You are now at the point where you need to sift through all those notes and decide what it is you are going to say. **Under exam conditions, this is the most important part of the essay writing process – it will shape your entire essay and it is imperative that you get it right.**

This differs to the essay writing process when you have time to redraft before submission. When you have time to polish your essay, you can revisit your thesis statement numerous times and adjust it as you write if necessary. This often happens if your style is to write and research the essay simultaneously. However in an exam, you have one chance to get it right, so it is worth spending a little bit of time on it.



...using a thesis GPS...

Remember: your thesis statement is like a road map for your essay – draw your map poorly and you’re likely to get lost somewhere down the track!

What must a thesis statement do?

Your thesis statement is the hardest working paragraph in your whole essay. Here is a list of points that must be included in it:

1) A direct and clear response to the question.

(Don't leave your marker guessing – tell them up front how you will respond to the question.)

For Instance; returning for a moment to our example HSC exam question, this questions asks you to “evaluate” the given statement, so in your direct and clear response to the question, you need to evaluate the given statement.

There is a great deal of textual evidence available to support the statement that Revenge Tragedy locates us in places of social and psychological tragedy. There is also evidence to support the view that Psychological tragedy is a key element of the genre. However a wider analysis of the genre does produce some evidence to support the idea that Revenge Tragedy does not depend exclusively on the use of social tragedy. This is because there is the possibility that the vengeance, upon which the plot hinges, can be directed towards a non-social entity such as nature, God or even reflected back at the protagonist themselves.

In other words I am telling the marker that - I agree in principle with the statement but by way of evaluation – although I think it is absolutely true that psychological tragedy is a necessary element of Revenge Tragedy, I do not think it is entirely true that social tragedy must exist in all Revenge Tragedies. This is because revenge can be enacted (however misguided an attempt to do so might be) on other, non-social elements, such as nature, God or the self.

2) A statement about how you will support your response to the question.

(Surprise endings are great in Murder Mysteries but in an essay you need to be entirely up front with how you are going to solve this particular puzzle. You also need to state it at the

beginning of the essay so that you have a logical sequence of statements and evidence mapped out for both you (as you write it) and your marker (as they read it). This makes life easier for everyone!)

For Instance: Returning again to our example HSC exam question: we've stated our argument - we are now going to briefly summarise how we can prove it.

using the definition from the Cambridge Companion to Drama which states that Revenge Tragedy is a style of drama where the basic plot is driven by a quest for revenge, this essay will explore how necessary the elements of psychological and social tragedy are to the operations of the genre as a whole. It will then show that these elements are certainly common occurrences in many Revenge Tragedies, as seen in the works of Smith, Kovács & Kowalski. However it will argue that only psychological tragedy, as defined by An Introduction to Revenge Tragedy is absolutely necessary to the genre as shown in the work of Schmidt and discussed in Revenge Tragedy: A Basic Guide where social tragedy, also as defined by the aforementioned text, is replaced by another element.

In other words I am telling the marker that;

- I am going to cite the works of three composers (you don't need to name the actual texts until you get to the body of your essay) to show general support for the given statement using the definition of Revenge Tragedy from a reputable source of information.
- I am then going to cite the definition of psychological tragedy from another reputable source and use this as the basis of my argument that psychological tragedy is an essential element of Revenge Tragedy.
- Finally I am going to cite one further composer as the exception to the rule that provides an example of Revenge Tragedy that does not contain elements of social tragedy (as defined by my reputable source) and I will use the discussion about this text by another reputable source to back it up.

Skill 4: WRITING THE BODY OF YOUR ESSAY

You now have a map; it's time to start driving. Your essay structure needs to follow the basic outline in your thesis statement. As stated before there should be no surprises lurking in the body of your essay, only the expansion of your points and textual evidence to back up what you are saying. Also, follow the structure that you have outlined in your thesis and you won't get lost or miss anything. **Note: ALL the points from you thesis must be expanded and backed up in the body of your essay.**

For Instance: Returning again to our example HSC exam question: the following is a rough outline of the contents of the paragraphs following the thesis statement. Note: each point represents one paragraph.

*(Oh...and just a point of style – **One paragraph should never equate to one sentence!** If you find that you tend to write long rambling sentences, practise the delicate art of “using a full stop” and learn to break up your sentences into smaller more manageable chunks.)*

Thesis statement

P1 – Define ‘Revenge Tragedy’, ‘social tragedy’ and ‘psychological tragedy’ in full and cite where these specific definitions came from.

P2 – Explain how both the elements of psychological and social tragedy could be seen as very common elements in the genre of Revenge Tragedy and provide explanations from the theory you have studied to back it up.

P3 – Provide textual evidence from your three earlier cited composers (and this is where you name the texts in full) that demonstrates the use of both psychological and social tragedy.

P4 – Insert the turning point of your argument “However...”. This is where you expand on the notion that only psychological tragedy is essential to Revenge Tragedy.

P5 – Explain why you believe this and provide hypothetical situations where social tragedy might not be an element of Revenge Tragedy and cite the theory you have studied to back it up.

P6 – Provide textual evidence from your other composer that supports the argument that social tragedy is not always an element of Revenge Tragedy even though psychological tragedy is.

Skill 5: WRITING A STRONG CONCLUSION

Don’t just write your thesis statement again!

To tie your essay up neatly you need to make reference to the question and to your thesis statement but don’t just repeat them word for word. Instead paraphrase the thesis statement, explain again how it answers the question and then summarise the main conclusions your points have lead you to.

For Instance: Returning again to our example HSC exam question:

In conclusion, as shown in the texts by Smith, Kovács & Kowalski, Revenge Tragedy often locates us in places of social and psychological tragedy. Indeed, evidence is so abundant it would seem that these two elements are essential to all Revenge Tragedy. However as evidenced in the text by Schmidt and discussed in the application of definitions provided by literary theory and the theoretical exploration of the aforementioned Schmidt text, Revenge Tragedy does not always locate us in places of social tragedy, even if it does always seem to locate us in places of psychological tragedy.

Essay Writing Exercise 3:

Go to the Board of Studies website and locate all the previous HSC papers for the English Extension 1 course. Find the questions that relate to your elective and follow the above steps over and over again until you feel you can write a solid HSC essay in response to whatever the BOS might throw at you! Give these essays to your teacher (in a timely and polite manner of course) and ask for feedback.

And finally: LISTEN TO THE FEEDBACK and APPLY IT TO THE NEXT PRACTISE ESSAY!

Creative Writing Preparation

Preparing for the creative writing section of the exam is **NOT a matter** of writing a short story that fits the elective, memorising it and hoping with all your might that you can somehow work it around in the exam to fit the stimulus you are given. A much better approach is to go into the exam with a fully formed character in mind that is all ready to do your bidding, at the direction of whatever stimulus you get. The more time you spend developing this character the better.


NOTE: It is extremely important that when you prepare your character, you keep in mind the elements of the over-arching module and elective that you have studied and design your character in a manner that will allow you to best illustrate what you have learned.

Remember: In the following exercise, what you want to create for your character is a “back-story”. **This is not the story that you will write in the exam.**

Only **you** need to know the full story behind your character, your reader will not know, nor need to know the bulk of what you create in the following exercise **BUT** it is essential that you know it.

So to begin... you start with a vague notion about who will become the vehicle by which you will explore the parameters of your elective. Give them a name and then sit them down in a metaphorical rickety wooden chair, shine a very bright imaginary light into their fictional eyes and interrogate them thoroughly.

If you need help - just fill in the details on the attached **Character Profile Sheet**.



Character Profile Sheet

Name:

Gender:

Age:

Nationality:

Current Location:

Ethnicity:

Religious/Philosophical Affiliations:

Social Status:

Level of Wealth:

Level of Education:

Sexual Orientation:

Moral Codes:

(What constraints exist on this character? Remember that even apparently amoral people have some rules that they live by, even if the rules are a little perverse or twisted.)

Describe their appearance:

(Include as much detail as you can, including not only actual physical details, but figurative descriptions... to get at the essence of what they are like.)

Describe how they move (walk, sit, run, stand etc):

(How a person carries themselves says a lot about either the persona they are trying to project or their feelings which they are failing to conceal. This is not always sinister – a person who moves freely and uses open body language, may be failing to conceal that they are a happy and carefree person.)

Describe how they speak:

(Include here the tone and quality of their voice, their accent (if it is relevant) – basically describe the voice you hear in your head when the character speaks.)

Describe what they do for work:

(How do they get by on a day to day basis?)

Describe how they live (what do they do the most, hobbies?):

(What else do they do beyond work?)

Describe what they eat and how they eat:

(This may seem like a strange detail to include, but it is important especially if you are creating a historical figure or someone from the future.)

Describe their world through their eyes:

(This is the area that will help you show what you know about your elective – the way your character sees the world needs to in some way reflect what you’ve learned about the “Ways of Thinking” explored in the elective you have studied. Take your time and do this properly. How you approach it will depend on which elective you have studied.)

Additional Information:

(Locate your chosen module/elective in the following pages and think about the further questions provided.)

Module A: Genre

Elective 1: Life Writing

- Is your protagonist based on a real life study of an individual?
- If so how much do you actually know for sure about the person and how much is based on speculation? What justification do you have for your speculations?
- Are there any glaringly obvious gaps or inconsistencies in your information about your protagonist's story? Do you need to fill them in with invention or can these elements be reasonably left unknown?
- If not, what elements do you need to include if you wish to make them sound authentic? Would you believe your character is real if you didn't already know they were fictional?
- What challenges has your character had to overcome in their lives? How have these experiences changed them? In other words what is their back-story and how have you made it appear authentic or believable?
- Either way, how does your character help to illustrate what you understand about the genre of life writing?

Elective 2: Crime Writing

- What is the nature of the crime in which your protagonist has become involved?
- What is his/her relationship to the crime? (Perpetrator, investigator, victim, witness, reporter...or something else?)
- What is your character's understanding of the term "justice"? Is there any specific justice that they are seeking? If so, describe what they want?
- Does your character believe that there is a clearly defined definition of right and wrong or do they find that the lines between the two often blur? What is the reason for this belief?
- How does their moral code reflect the values of the situation and time they exist? (Do they subscribe to the moral code of the society around them or do they react to that code and live by another? If they are living by another code, outline what they believe is right and what is wrong and some justification for their belief.) Does your character exist on the fringe of their society or are they an integral part of it?
- Is there anything about your character that you could describe as a "crime fiction cliché"? Is this deliberate and if so, why?
- How does your character help illustrate what you understand about the genre of crime fiction?

Elective 3: Science Fiction

- Where does your protagonist exist in the context of the story? Describe the imaginary world in which they live - what are the parameters? (in the future, in the past, on another planet, in another reality/universe etc)
- How does your protagonist's world differ from ours? In what ways is it similar? Are the similarities deliberate? Do you intend to use these similarities as a way of commenting on our own era and world? If so, what specifically do you want to say?
- How important is technology in the story of your protagonist? What does the technology allow him/her to do? How many details about the technology should you include? Does your character understand the technology or are they merely a user of it with no notion of how it works or what it really does?
- Is technology in your character's story helpful or sinister?
- Does your protagonist come from this place originally? If not, where does he/she come from and how did they come to be where they are now?
- Is there anything about your character that you could describe as a "science fiction cliché"? Is this deliberate and if so, why?
- How does your character help illustrate what you understand about the genre of science fiction?

Module B: Texts and Ways of Thinking

Elective 1: After the Bomb

- What specific "cold war" historical events have occurred during the time that your character has been alive? (eg. Did they live through WWII? Were they in the USA during the Cuban missile crisis? Did they know about the Hungarian Uprising against the Soviet Union in 1956? etc) How did these events affect the way they think?
- Is your character politically motivated? If so to which side of the Left Wing/Right Wing divide do they occupy? What is their attitude to those currently in power in their own part of the world?
- Does your character subscribe to any philosophical movements prevalent during this period of history? (Existentialism, Marxism, Liberalism, Feminism etc) How does this affect their interpretation of the events unfolding around them?

- OR is your character unaware of the philosophies driving their motivations – do they subscribe to the hype around them (e.g. McCarthyism) without really questioning it?
- Where does your character get their information from? Do they only know what is fed to them via official government controlled media or do they have an ‘underground’ or ‘subversive’ source of information?
- Does your character believe all, some or none of what they are told? Why?
- What concerns your character about the world as a whole and about their local environment? What do they fear and why do they fear it? (Think in terms of politics, scientific advancement (*ie computers/television/space exploration/birth control*), religion (*are they a theist or an atheist or something else and why?*)
- How does your character help illustrate what you understand about the period of history commonly known as the 'Cold War'?

Elective 2: Romanticism

- What is your character’s relationship with the natural world? How do they interact with and experience nature?
- Are they individualistic or idiosyncratic in behaviour? Is this genuine or affected?
- What is their emotional state? Do they value reason or emotion more? How do they react to highly emotional people? How do they react when their emotions are heightened? What moves them?
- How does their imagination help/hinder them? What ‘flights of fancy’ are they given to?
- Do they believe in the super-natural and if so, how do they experience it? Is it real or imagined? Are they aware of the source of these experiences?
- What concerns your character about their world as a whole and about their local environment? What do they fear and why do they fear it? (Think in terms of political concerns (*slavery, revolution, monarchy, the separation of church and state etc*) scientific advancement (*ie industrial revolution, Newtonian physics etc*), religion (*are they a theist, atheist, pantheist, deist or something else and why?*), crime and punishment (*execution, transportation, exile etc*)
- How does your character help illustrate what you understand about the period of history commonly known as the “Romantic Period”?

Elective 3: Navigating the Global

- What is your character's relationship with the wider world? How do they interact with the world? Do they subscribe to international news broadcasts? Do they use social media? Do they travel internationally? OR Do they retreat from the global? Do they embrace traditional culture and attempt to preserve that which is still untouched?
- What is their experience/understanding of globalisation? Do they fear it or embrace it? What are their positive/negative views on the subject?
- How do they attempt to make sense of the vast amount of information available in the modern world? Do they ignore most of it? Does it overwhelm them? Can they not get enough of it?
- Does your character have a clear sense of personal and cultural identity? Do they know who they are and where they came from OR is this as much of mystery as where they are headed?
- Do they feel that their own identity and culture is under threat? If so, why and who is threatening it? OR Do they feel compelled to change themselves to better integrate with the modern world? OR Do they feel the need to force their own culture on others from a different background? If so, why?
- How does your character help illustrate what you understand about the ways of thinking in the late 20th and early 21st centuries?

Module C: Language and Values

Elective 1: Textual Dynamics

- What does your character like to read? How are they influenced by what they have read? How do they express the influence that literature has had in their lives? What insights has it given to them?
- Is there a particular theme/phrase/quote that weaves itself into their lives and finds multiple ways to be expressed, given the different circumstances? (e.g. are they constantly on the lookout for a "Catch 22" or someone "ill met by moonlight"?)
- How does your character use language? Do they have a bent for linguistic playfulness? (e.g. using puns, cryptic crossword clues, anagrams, spoonerisms, rhymes etc) OR do they like to modify famous quotes to suit their whims? (e.g. In response to having watched a dreadful film, might they utter; "I came, I saw, I cankered"?)

- How could your character manipulate the interplay of intention and expectation? How could they be used to challenge conventions and provide a new perspective on certain situations or concepts?
- How does your character's use of language reflect their value system? How would they behave/speak if they were to be used as a tool to persuade a reader to feel a certain way? What reaction would you like this character to draw from your reader? How could this be achieved?
- How does your character help illustrate what you understand about textual dynamics?

Elective 2: Language and Gender

- Does your character have a clear sense of identity; specifically in terms of gender or is this identity somewhat confused or ambiguous? If the latter, how have they come to be so ambiguous?
- Does your character seek to conceal their gender? If so, why and how do they use language to conceal or enhance the masculine/feminine aspects of their identity?
- Does your character use language to project a certain persona? How does this persona differ from their real selves? Why do they feel the need to perform in this way and what are the intricacies of the performance?
- What does your character understand as the definition of "being female" or "being male"? What codes or indicators do they look for in other people to determine their gender or identify their gender confusion or concealment?
- What does your character value about "being male" or "being female"? Where have these values come from and are they aware of why they value certain masculine/feminine attributes over others?
- How does your character help illustrate what you understand about the interplay between language and gender?

Creative Writing Exercise:

Perhaps you're not a list maker...that's okay. Here are a couple of other ways you can complete a character profile exercise.

- 1) Rewrite the above questions as though they were the script for an interview and let your character answer them in the first person.
- 2) Create a visual representation for the various aspects of your character as illustrated in the example below.

For Instance: *Elective X – Revenge Tragedy*

This is an example of a relationship diagram that could be drawn for a character. Similar diagrams could be drawn to cover other aspects of character such as motivations, emotional state, political affiliation, personal philosophy etc

